



District Report Card: 2017


State: Bihar	District: Muzaffarpur
Class: 5	Subject: Language
Schools: 61	Students: 1402


Participation/Coverage


Students

GENDER 	Boys		Girls	
	Number	%	Number	%
	688	49.07	714	50.93

AREA 	Rural		Urban	
	Number	%	Number	%
	1311	93.51	91	6.49

CATEGORY 	SC		ST		OBC		GEN	
	Number	%	Number	%	Number	%	Number	%
	265	18.90	2	0.14	918	65.48	217	15.48

CWSN 	LD	VI	HI	S&LD	ID	Oth
	6	2	2	4	3	1

Management 	Government		Government-aided	
	Number	%	Number	%
	1402	100.00	0	0.00

Average Performance of Students in Language (%)

Overall	Gender		Area		Management		Social Group			
	Male	Female	Rural	Urban	Govt.	Aided	SC	ST	OBC	GEN
59.22	60.46	58.02	59.02	62.05	59.22	0.00	52.63	33.33	59.83	64.92

Performance on Learning Outcomes (LOs)

Learning Outcomes	Description	Average Performance(%)
L504	Reads and comprehends independently storybooks, news items/ headlines, advertisements etc.	54.71
L508	Reads text with comprehension, locates details and sequence of events	61.47

Range of Performance of Students who Answered Correctly							
Below 30%		30% - 50%		50% - 75%		Above 75%	
Number	%	Number	%	Number	%	Number	%
165	11.77	305	21.75	578	41.23	354	25.25

Lowest Performing Learning Outcomes (LOs)

- 1 - Reads and comprehends independently storybooks, news items/ headlines, advertisements etc. (54.71)
- 2 - Reads text with comprehension, locates details and sequence of events (61.47)